



CAEP Summit 2020 vFAIRS Virtual Conference Platform User Guide October 2020

For technical assistance, contact the vFAIRS Technical Assistance Team at
caepsummit2020@getvfairs.io.

Contact CAEP TAP at tap@caladulthood.org or (888) 827-2324 for general conference assistance.

CAEP Summit 2020 Virtual Platform Landing Page



The CAEP Summit 2020 landing page provides information related to the following:

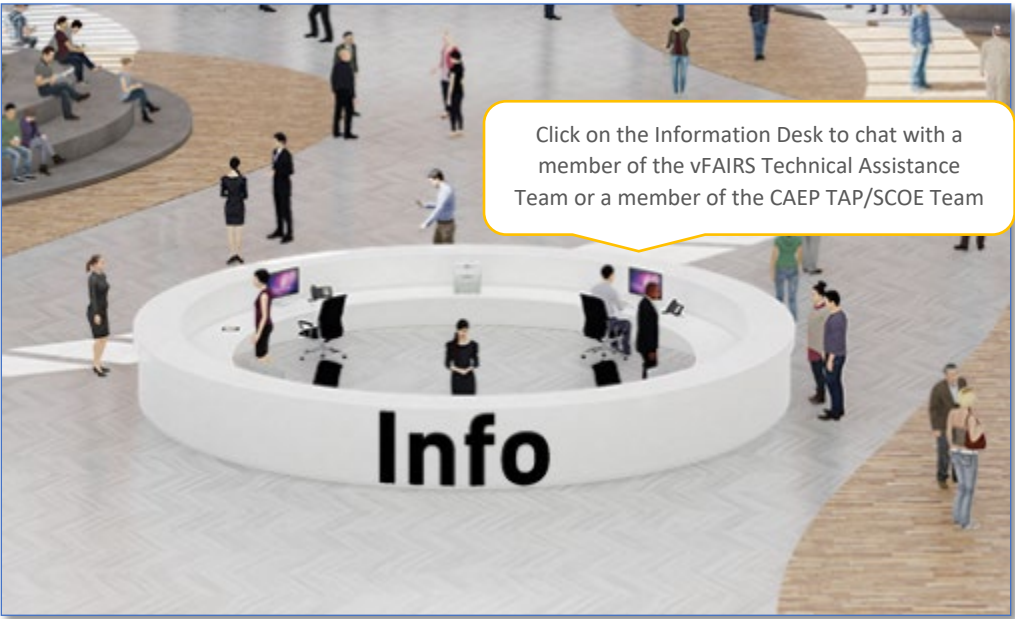

- About the Event
- Why attend
- Access to an outline of the agenda, including session dates, times, titles, and lead presenter names
- FAQs
- Registration
- Login

Although the agenda is static, it provides key information that is important while planning your virtual conference experience.

Access the Virtual Platform

Login using the email address used to register for the Summit to access the virtual platform. By logging in, you will have access to the full agenda, including links to join sessions, resources, networking opportunities, and exhibitor booths. No attendees will be able to join sessions without first logging into the site. The virtual platform opens for all attendees at **8:00 a.m. on Monday, October 26, 2020.**

If you experience any difficulty logging in, email the vFAIRS technical support team at caepsummit2020@getvfairs.io first, then contact CAEP TAP at tap@caladulthood.org, if your issue is not resolved.

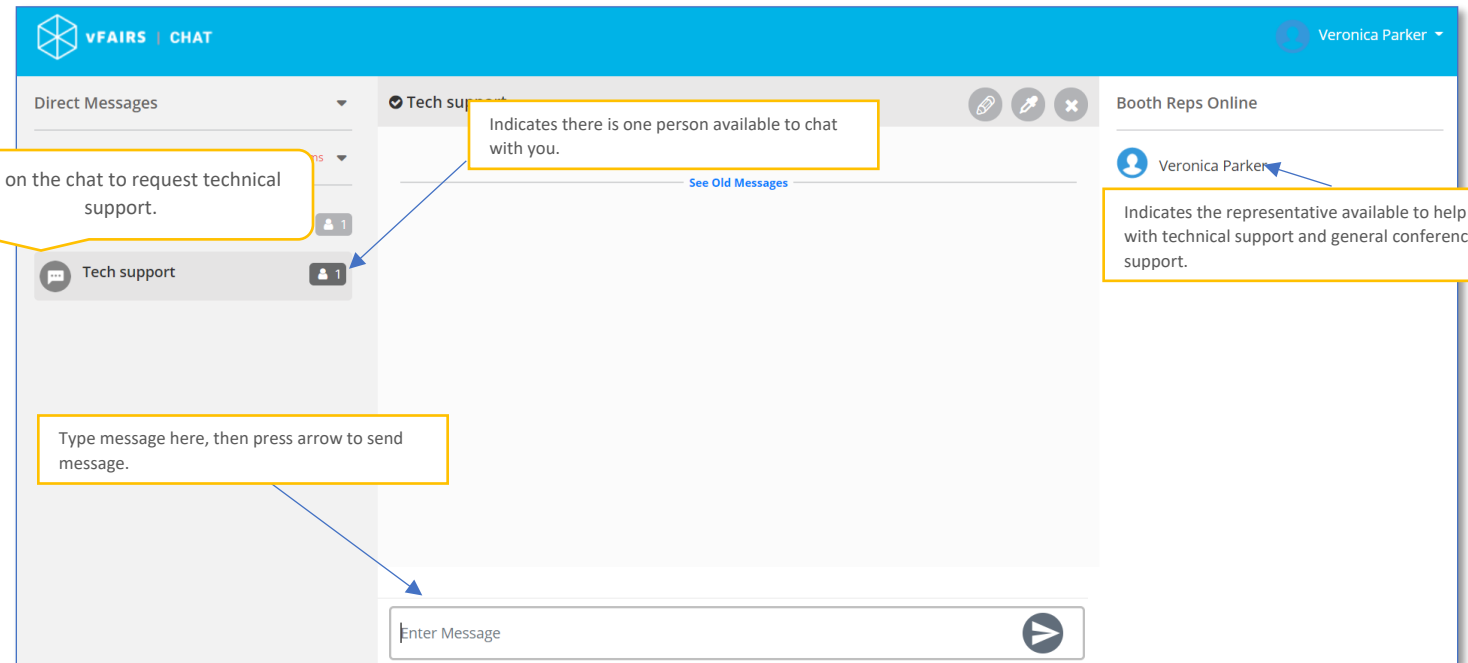


If you have landed in the lobby, you have successfully logged on to the CAEP Summit 2020! While in the lobby, you can access any area of the virtual conference platform, including the information desk. By clicking on the information desk, you will be able to chat with a member of the vFAIRS Technical Assistance Team or a member of CAEP TAP/SCOE. Members of both teams will be available each day, before and after the conference, to assist with any technical issues (vFAIRS and CAEP TAP/SCOE) and to provide general information about the conference (CAEP TAP/SCOE).

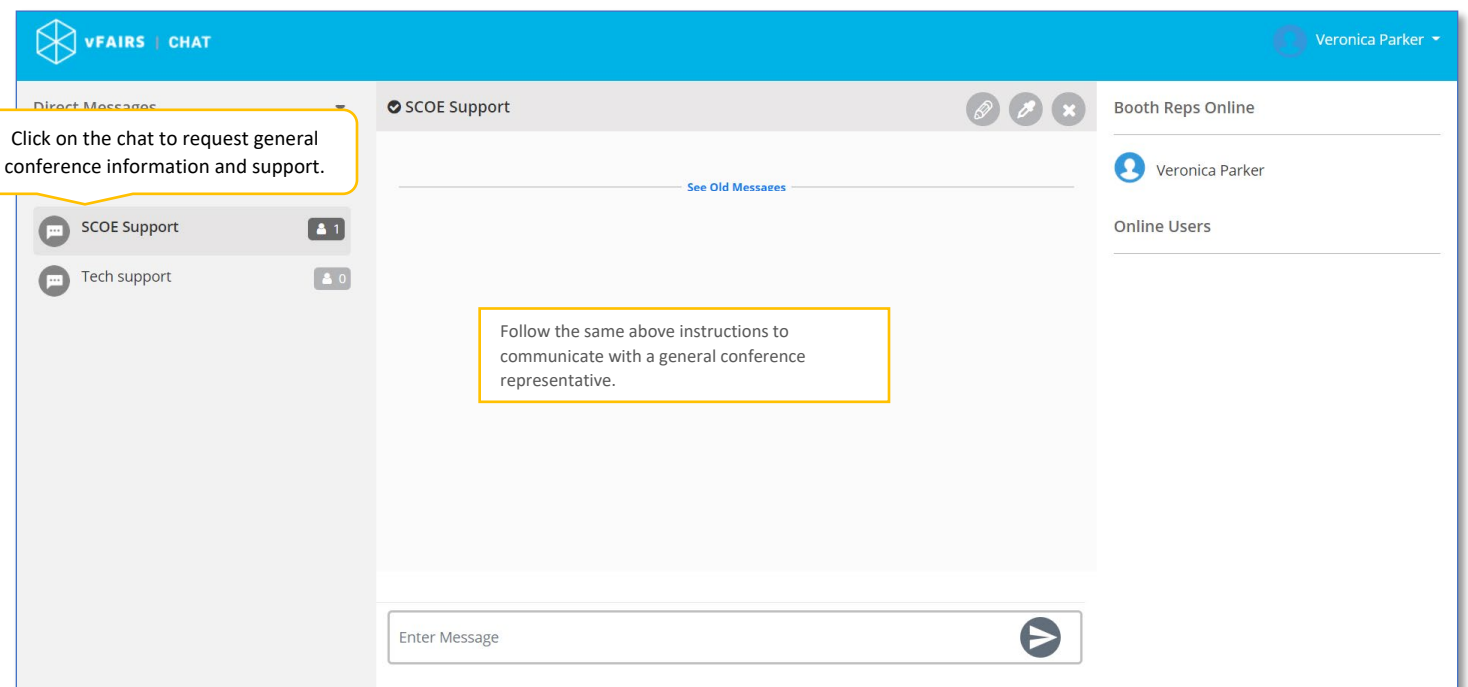
At any point during the CAEP Summit 2020, if you experience technical issues, click on the 'Info' Desk to begin chatting with a live vFAIRS Technical Assistance Team Member. They will be available from 8:00 a.m. to 3:00 p.m. each day. The technical assistance team will be available until 4:00 p.m. on Tuesday, October 27 to support the networking event.

When you click on the 'Info' Desk, the following chat rooms will appear – SCOE Support and Tech Support. Use the SCOE Support Chat to request information related to the overall conference experience. Use the Tech Support chat to request support related to technical issues.

Technical Support



General Conference Support



You can expect to receive a reply within one hour upon submission, if not sooner. You can also send a direct email to caepsummit2020@getvfairs.io for technical support or CAEP TAP/SCOE for general conference information and resources.

Auditorium



The Auditorium is your sole access point to join any session at the CAEP Summit 2020. After clicking on the 'Auditorium' button on the main toolbar, you will be taken to the theater. In the theater, you will click anywhere, and the agenda will appear.

Now, let us all grab our seats and get ready to experience innovative and dynamic sessions brought to you by CAEP practitioners across the state in 5, 4, 3, 2, 1...!

To quickly access available sessions, use the search bar and enter key word searches.

All sessions are categorized by program strand, then date and time. Click on the program strand to see a list of sessions, by date and time.

OCTOBER 26TH

Resiliency: CASAS Remote Testing and What Works for Online Learners



Deborah Robiglio



Yas Peters-Knight



Sandra Watts



Lucy Code

Each session includes the title, presenter name(s) and pictures (if available), resource link (if available), a description, date, time and **'Join'**.

Mon, October 26, 1:00 PM
(PST)
3 days, 5 hours, 31 minutes

[Join](#)

The 'Join' button will take you to the Zoom webinar room for the session. All sessions are accessible at least one minute prior to the start time.

Capturing student progress online especially during this pandemic is a challenge when it involves high stakes grant funding with federal and state mandates. Four presenters from adult school programs and community colleges will explain the development and execution of their procedures for CASAS progress tests and EL Civics performance-based assessments. They will describe challenges and successes their programs have realized.

[Resiliency_CASAS Remote Testing and What Works for Online Learners](#)

Click on the resource link to view the resource. In another section, you will be able to email and download all resources.

Filter by program strand or exhibitor to access available resources faster. Session resources are labeled by session title.

Resources

Filter By Partner:
-- All Booths --

	CommonTeri Services Flyer	+ Swag Bag
	About CASAS	+ Swag Bag
	marketing-flyer-2020-pptx1601067154.pptx	+ Swag Bag
	next-generation-bring-your-a-game-sample-curriculum-guide-	- Swag Bag

Once you have identified the resources you are looking for, click on the 'Swag Bag' icon.

Use the resources section to add materials to your 'swag bag,' email to yourself, then download to save for future reference.

Session resources are categorized by program strand. Click on the appropriate program strands and select the resources you would like to add to your 'Swag Bag.'


Resources

Filter By Partner:
Program Strand - Curriculum




	4_Creating a Health Care Pathway Through Strong Community Partnerships:	+ Swag Bag
	6_Delivering Online Virtual Teaching and Learning for Incarcerated Adults	+ Swag Bag
	8_Beyond Emergency Remote Teaching: Strategies and Resources to Promote	+ Swag Bag
	11_Building Resilience With a College and Career Readiness Program	+ Swag Bag

Please note: Resources without an icon next to the name such as the PDF or PPT icons means they are URLs to a website or Google Folder.

Swag Bag

 Swag Bag ✕

☐ Select All

<input type="checkbox"/>	 next-generation-bring-your-a-game-sample-curriculum-guide-	<div>RemoveEmail</div>
<input type="checkbox"/>	 bring-your-a-game-pricing-2020-pdf1601067258.pdf	<div>RemoveEmail</div>
<input type="checkbox"/>	1_USA Learns Citizenship - A FREE Online Course	<div>RemoveEmail</div>
<input type="checkbox"/>	 LiteracyPro Systems	<div>RemoveEmail</div>


Action: Email

To quickly access available resources in your 'Swag Bag', use the search bar and enter key word searches.

For all resources you would like access to later, click on the 'Email' button.

The resources will then be emailed to you to download and save on your preferred device.

There is also the option to remove items from your 'Swag Bag.'

 Swag Bag ✕

[Go Back](#)


You can share resources with other colleagues by entering their email address, separated by a comma.

Send Email (use comma to separate more than one email address)







Enter your email address and send.

Send

Video Vault

 Video Vault ✕

Filter By Partner: -- All Booths --

	CASAS Remote Testing	<div>+ Swag Bag</div>
	Welcome to OTAN	<div>+ Swag Bag</div>
	Who is Essential Education?	<div>+ Swag Bag</div>
	Bring Your 'A' Game Overview	<div>+ Swag Bag</div>
	Bring Your 'A' Game Anywhere Overview	<div>+ Swag Bag</div>
	Introducing WorkReady Mobile	<div>+ Swag Bag</div>


Once you have identified the resources you are looking for, click on the 'Swag Bag' icon.

As the step above mentions, once in the 'Swag Bag,' you can either email the vides to yourself or remove them by clicking on the appropriate buttons.

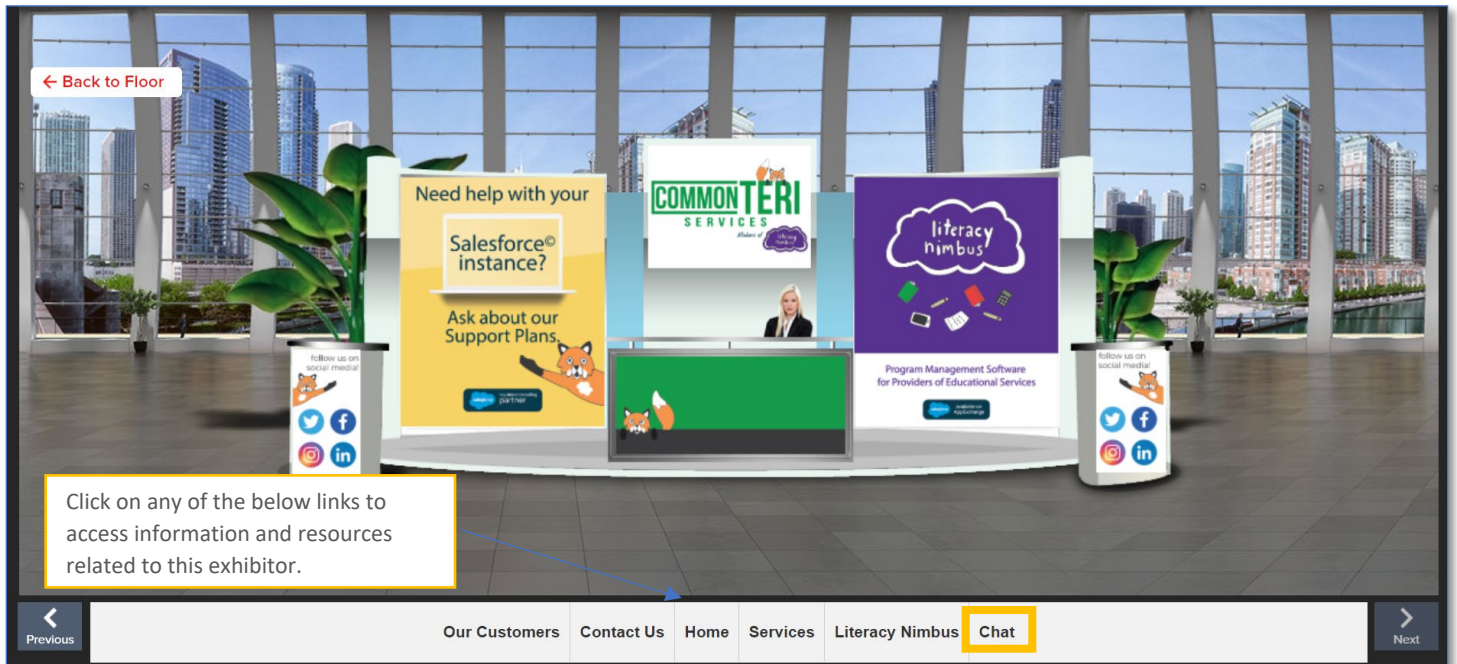
Filter by program strand or exhibitor to access available videos faster.



Exhibit Hall



Click on any of the booths to experience all that each exhibitor has to offer.



Click on any of the below links to access information and resources related to this exhibitor.

DESCRIPTION

DOCUMENTS

CommonTeri Services

CommonTeri Services is your source for Salesforce® support that makes sense, and the creators of Literacy Nimbus. We offer Salesforce® Managed services on an affordable monthly plan to keep your instance running efficiently and remain updated with the latest capabilities.

Literacy Nimbus is a program management solution we created for direct service nonprofits, specifically Literacy nonprofits! The app, available on the Salesforce® AppExchange is a ready to use solution that's customizable to your org's needs for tracking attendance, outcomes, program enrollments and more.

CommonTeri was created out of a passion for helping nonprofits use software to accelerate their mission. Consider us your trusted guide on your Salesforce journey!

DESCRIPTION

DOCUMENTS

CommonTeri Services Flyer

Available documents to add to your 'Swag Bag' are located here.

+ Swag Bag

You can direct message, call, or video chat any available representatives.

Direct Messages

Vfairs Tech Rep Zulfia

Chatrooms Join other chatrooms

Commonteri Services 1

Commonteri Services [Visit Booth](#)

Click the chat button above to chat with representatives from Commonteri Services while they are online.

Booth Reps Online

Veronica Parker

Online Users

All available representatives will be listed here. A green dot will appear next to their name indicating they are available to chat with you.

Exhibitor representatives are available each day from 8:30 a.m. – 2:30 p.m.

Networking Lounge

Click on the person's name to direct message them, or video chat, or video call.

Direct Messages

Vfairs Tech Rep Zulfia

Chatrooms

Join other chatrooms

Click the join other chat rooms to partake in conversation with other groups.

Please select a chatroom!

List of All Chatrooms



Select to join Chatrooms

Search...

- ☒ AdvanceNet/WorkReady Mobile
- ☒ Bring Your 'A' Game
- ☒ Burlington English
- ☒ CAEP TAP
- ☒ California Adult Literacy Professional Development Project
- ☒ CEV Multimedia
- ☒ Commonteri Services
- ☒ Comprehensive Adult Student Assessment System
- ☒ Essential Ed
- ☒ General Chatroom
- ☒ IBM Booth
- ☒ IBM Virtual Booth
- ☒ LiteracyPro Systems, Inc.
- ☒ Outreach Technical Assistance Network
- ☒ Program Strand - Curriculum
- ☒ Program Strand - Equity
- ☒ Program Strand - Leadership
- ☒ Program Strand - Learn at Lunch
- ☒ Program Strand - Learner Transition
- ☒ Program Strand - Marketing
- ☒ Program Strand - Program Development
- ☒ Program Strand - Program Evaluation
- ☒ Program Strand - Technology and Distance Learning
- ☒ SCOE Support
- ☒ Tech support

All selected chats will be saved to your chat room sections. Click on any at any time to join the conversation or see what others are discussing.

Save

Attendees are listed here to direct message with.

You can call and video chat with attendees directly by clicking on their name and clicking one of the below icons.

Click on the below color drop to differentiate the color of your message from others.

Direct Messages

Vfairs Tech Rep Zulfia

Chatrooms

Join other chatrooms

Vfairs Tech Rep Zulfia

Online

See Old Messages

Enter Message

Vfairs Tech Rep Zulfia

Profile

N/A

12

Participate any in any of the activities and you will automatically be entered to win some very cool prizes courtesy of our exhibitors! All you have to do is participate.

At the end of the conference, the top names will be drawn for a chance to win the prizes!

Will your name be listed in this section first?!



Attendee Opportunity Drawing Points:

1. Plenary Address – 1500
2. Networking Event – 1000
3. Sponsored Lunches – 1000
4. General sessions – 500
5. Session Evaluations – 300
6. Networking Breaks – 100
7. Exhibitor Booth visit – base starts at 100 points for visiting a curiosity booth, then increase by 10 points for booth in increased tiers.
8. Conversation using the virtual chat (outside of a session) – 75

At the end of the conference, please complete the overall Summit survey. Additionally, please complete an evaluation for each session you attended. The results of these evaluations will be used for future planning. Plus, you will earn more points on the leaderboard if you complete an evaluation.

For technical assistance, contact the vFAIRS Technical Assistance Team at caepsummit2020@getvfairs.io.

Contact CAEP TAP at tap@caladulthood.org or (888) 827-2324 for general conference assistance.

Enjoy the CAEP Summit 2020!